

FOR HYPOTHYROIDISM

NP THYROID[®]
MAY HELP YOU
**CHANGE YOUR
PERSPECTIVE**



Learn more about
hypothyroidism
and NP Thyroid[®]
(Thyroid Tablets, USP),
a naturally-derived*
treatment option.

*Naturally-derived refers to the biological nature of the porcine-derived desiccated thyroid ingredient found in the product.

Note that DTE products, including NP Thyroid[®], have not been reviewed by the FDA for safety or efficacy.

**USE AND IMPORTANT RISK INFORMATION INCLUDING
BOXED WARNING**

What is NP Thyroid[®] (thyroid tablets, USP) used for?

NP Thyroid[®] is a prescription medicine that is used to treat a condition called hypothyroidism from any cause, except for cases of temporary hypothyroidism, which is usually associated with an inflammation of the thyroid (thyroiditis). It is meant to replace or supplement a hormone that is usually made by your thyroid gland.

NP Thyroid[®] is also used in the treatment and prevention of normal functioning thyroid goiters, such as thyroid nodules, Hashimoto's thyroiditis, multinodular goiter, and in the management of thyroid cancer.

Drugs with thyroid hormone activity, alone or together with other therapeutic agents, have been used for the treatment of obesity. In euthyroid patients, doses within the range of daily hormonal requirements are ineffective for weight reduction. Larger doses may produce serious or even life-threatening manifestations of toxicity, particularly when given in association with sympathomimetic amines such as those used for their anorectic effects.


See Important Risk Information throughout and on page 6. For full Prescribing Information, including BOXED WARNING, see page 7 or visit npthyroid.com/pi



The Thyroid Gland^{1,2}

A small, butterfly-shaped gland located in the neck, just below your voice box.

- Secretes two thyroid hormones, T4 & T3, into the bloodstream, which are then carried throughout the body.
- Thyroxine (T4) is the main hormone secreted by the thyroid gland. Triiodothyronine (T3) is the active hormone that is secreted by the thyroid. T4 is converted to T3 in tissues and organs throughout the body.
- T3 hormones influence many bodily processes, including regulation of metabolism.



Hypothyroidism^{2,3}

Of the 30 million people suffering from a thyroid condition, hypothyroidism is the most common and occurs when your thyroid does not produce enough thyroid hormone.

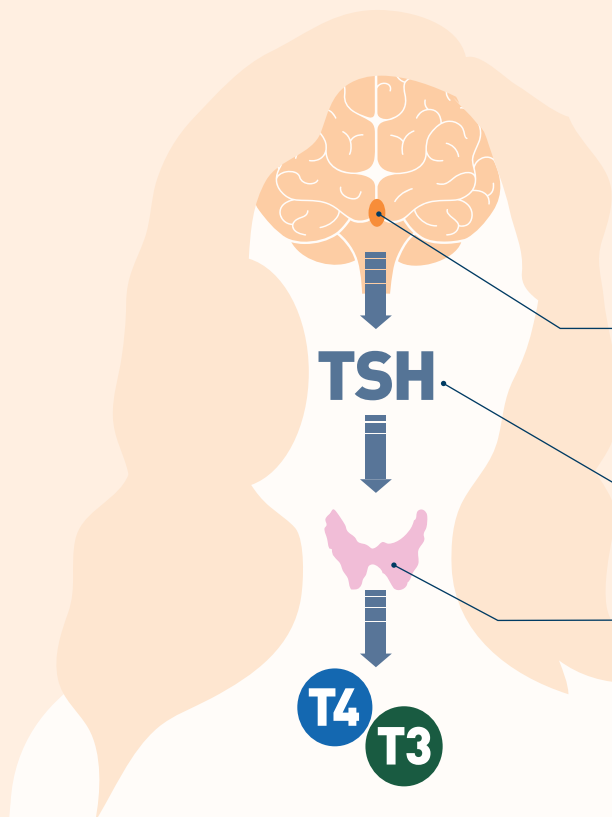
SYMPTOMS¹⁻⁵

-
- A white silhouette of a person is shown against a light blue background. Lines connect various symptoms to different parts of the body:
- Problems concentrating** (points to the head)
 - New or worsening depression** (points to the head)
 - Moodiness** (points to the head)
 - Forgetfulness** (points to the head)
 - Hair loss, brittle hair & nails** (points to the hair)
 - Puffy face** (points to the face)
 - Goiter (enlarged thyroid)** (points to the neck)
 - Slowed heart rate** (points to the chest)
 - Hoarseness** (points to the throat)
 - Joint aches** (points to the knees)
 - Weight gain & fluid retention** (points to the torso)
 - Elevated cholesterol** (points to the torso)
 - Anemia** (points to the torso)
 - Infertility** (points to the pelvic area)
 - Loss of energy & persistent fatigue** (points to the torso)
 - Constipation** (points to the abdomen)
 - Heavy and/or irregular menstrual cycles** (points to the pelvic area)
 - Dry/itchy skin** (points to the arms)
 - Increased cold sensitivity** (points to the torso)
 - Muscle cramps and stiffness** (points to the legs)
 - Numbness or tingling** (points to the feet)

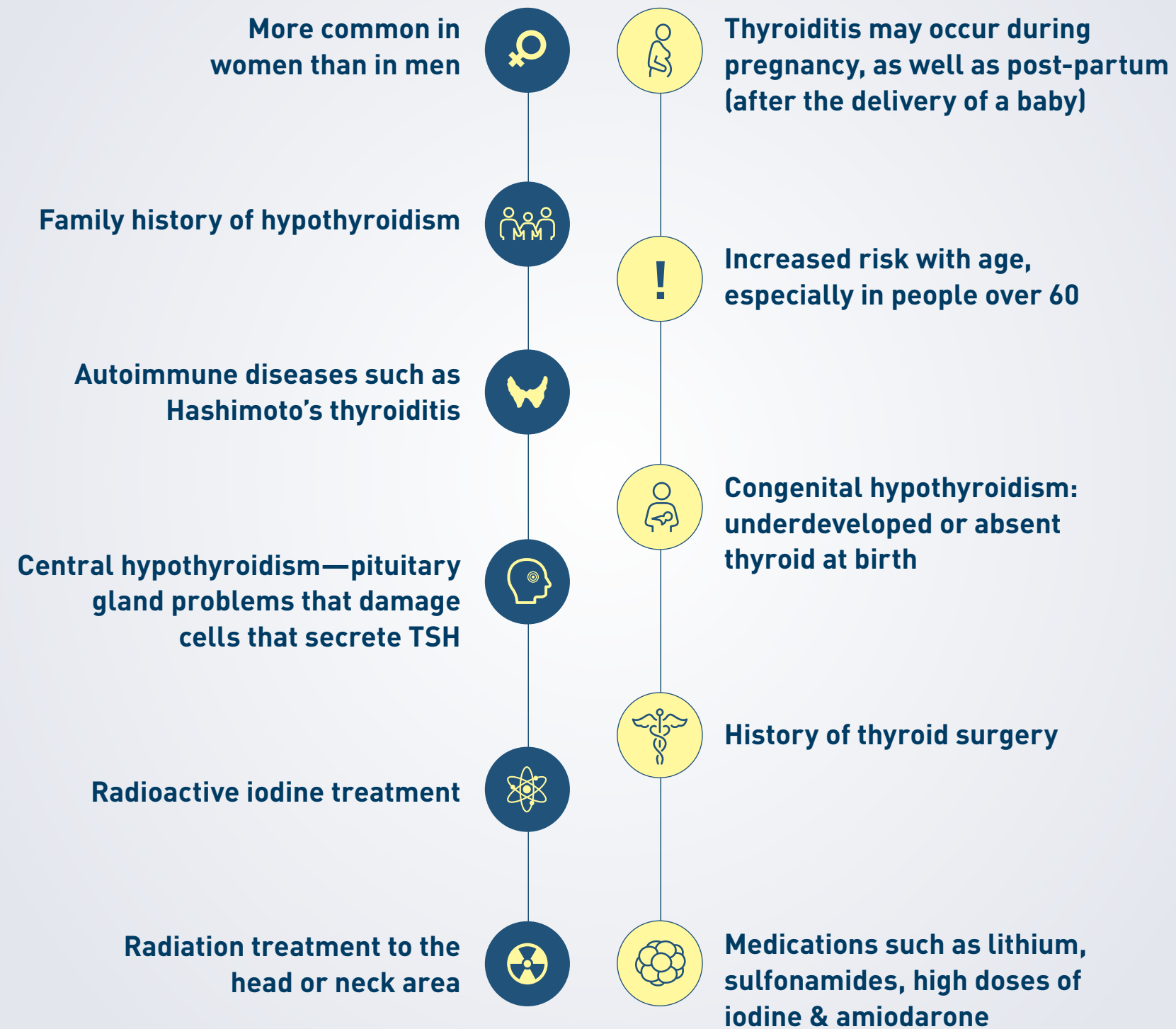
Control of Thyroid Function^{1,2}

Thyroid function is controlled by the pituitary gland

- 1 The pituitary gland regulates the amount of thyroid hormones in the blood through the release of Thyroid Stimulating Hormone (TSH)
- 2 TSH tells your thyroid how much T4 and T3 hormone to produce
- 3 The thyroid gland produces just the right amount of T4 and T3 to keep levels balanced



Risk Factors for Hypothyroidism^{2,3,6,7}



How Is Hypothyroidism Diagnosed?

- ✓ Risk Factors
- ✓ Personal & Family Medical History
- ✓ Medications
- ✓ Symptoms

This along with a physical exam & laboratory blood tests allow for an accurate diagnosis to be made.²

Thyroid Blood Tests Your Healthcare Provider May Consider^{2,3}

- 1 **Thyroid Stimulating Hormone (TSH)**
TSH level is elevated when the thyroid gland does not make enough thyroid hormone
- 2 **Free Thyroxine (T4)**
Measures the free T4 in the blood that is unattached to proteins, which is what your body's cells use
- 3 **Free Triiodothyronine (T3)**
Measures the free T3 in the blood that is unattached to proteins
- 4 **Thyroid Antibodies**
 - Detects antibodies to thyroid peroxidase antibody (TPOAb) and thyroglobulin antibody (TGAb) that attack the thyroid
 - Indicates the likelihood of autoimmune thyroiditis as the cause



NP THYROID[®]
MAY HELP YOU FIND
MOMENTUM

Why NP Thyroid[®]?



Naturally-derived* therapy containing T4 and T3 in one tablet⁸



Dye-free and contains no ingredient made from a gluten-containing grain (wheat, barley, or rye)⁸



Works quickly (2 to 3 weeks)⁸



Available in [#] dose strengths for easy titration to achieve the necessary therapeutic range⁸



Only 3 inactive ingredients⁸



Uncoated tablet for oral administration⁸



Active Pharmaceutical Ingredient (API) and finished product manufactured in FDA-regulated and -inspected facilities⁹

DID YOU KNOW?

Studies show up to 15% of patients on synthetic L-T4 monotherapy may have persistent hypothyroidism symptoms despite normal TSH levels.¹⁰

Therapy brands were not specified in the studies.¹⁰

*Naturally-derived refers to the biological nature of the porcine-derived desiccated thyroid ingredient found in the product.

IMPORTANT RISK INFORMATION (continued)

When should I not take NP Thyroid[®]?

NP Thyroid[®] should not be used for weight loss. Do not use NP Thyroid[®] if you have hyperthyroidism, overactive thyroid, uncorrected adrenal problems, or are allergic to any of its ingredients.

See Important Risk Information throughout and on page 6. For full Prescribing Information, including BOXED WARNING, see page 7 or visit npthyroid.com/pi

Your Pharmacy Checklist

NP Thyroid® is affordable and widely available.



Before you go to the pharmacy

Confirm with your insurance provider:

- ✓ Is NP Thyroid® covered by my insurance?
- ✓ Have I met my deductible so that I qualify for coverage?

Consider your options to get NP Thyroid®:

- ✓ Order direct through Glendale Pharmacy to get NP Thyroid® consistently and conveniently, at a low price.
- ✓ Check pricing on GoodRx®, SingleCare®, and Visory Health®.

Find these resources at npthyroid.com/savings

At the pharmacy

- ✓ If the pharmacist tells you that NP Thyroid® is not in stock, ask to have it ordered. They should be able to get it within 24 hours.
- ✓ Confirm with your pharmacist that your prescription is NP Thyroid® and not a substitute.

NP Thyroid® tablets are tan in color and are debossed with the letters AP.



Image does not represent the actual size of the tablet. The number debossed on the tablet will vary by strength.

NP THYROID® MAY
HELP YOU GET

ON TRACK



Get NP Thyroid® Now

If you are having trouble getting your prescription filled, please contact Acella Pharmaceuticals with your pharmacy's phone number so that a representative can help your pharmacy order your strength.



Visit npthyroid.com/for-patients/resources for more support in the form of checklists, downloads, and other helpful information.

Visit npthyroid.com

Email info@acellapharma.com

Phone 1-800-541-4802

Follow us online   

IMPORTANT RISK INFORMATION (continued)

What warnings should I know about NP Thyroid®?

Large doses of NP Thyroid® may cause serious or life-threatening side effects, including chest pain, increased pulse rate, rapid, strong, irregular heartbeat, and excessive sweating.

NP Thyroid® should be used with caution in people with heart disease, on diabetes medication, or on blood thinning medication.

Partial loss of hair may be experienced by children in the first few months of thyroid therapy, but this will usually go away on its own.

See Important Risk Information throughout and on page 6. For full Prescribing Information, including BOXED WARNING, see page 7 or visit npthyroid.com/pi

IMPORTANT RISK INFORMATION (continued)

What should I tell my healthcare provider?

Tell your doctor immediately if you experience chest pain, increased pulse rate, rapid, strong, irregular heartbeat, excessive sweating, or any other unusual event.

Tell your doctor about any other medical conditions you may have, especially heart disease, diabetes, blood clotting problems, and adrenal or pituitary gland problems. The dose of other drugs you may be taking to control these conditions may have to be changed while you are taking NP Thyroid®.

If you have diabetes, check your blood sugar levels and/or the glucose in your urine, as ordered by your doctor and immediately tell your doctor if there are any changes.

Tell your doctor if you are allergic to any foods or drugs, are pregnant or plan to become pregnant, are breastfeeding or are taking any other drugs, as well as prescription and over-the-counter products.

What are the side effects of NP Thyroid®?

Side effects may include chest pain, increased pulse rate, rapid, strong, irregular heartbeat, or excessive sweating. If you experience these side effects, immediately contact your doctor.

What other medications might interact with NP Thyroid®?

NP Thyroid® can interact with some medications, such as oral anticoagulants, which are medicines used to thin the blood, insulin or oral medications used to treat diabetes, certain medications used to treat high cholesterol levels, and estrogen containing birth control pills.

What is NP Thyroid® (thyroid tablets, USP) used for?

NP Thyroid® is a prescription medicine that is used to treat a condition called hypothyroidism from any cause, except for cases of temporary hypothyroidism, which is usually associated with an inflammation of the thyroid (thyroiditis). It is meant to replace or supplement a hormone that is usually made by your thyroid gland.

NP Thyroid® is also used in the treatment and prevention of normal functioning thyroid goiters, such as thyroid nodules, Hashimoto's thyroiditis, multinodular goiter, and in the management of thyroid cancer.

Revised 10/2023

You may report side effects to Acella Pharmaceuticals, LLC at 1-800-541-4802 or to the FDA at 1-800-FDA-1088.

For full Prescribing Information, including BOXED WARNING, see page 7 or visit npthyroid.com/pi

REFERENCES

1. Harvard Medical School. Thyroid Disorders. Fort Dodge: Harvard Medical School, n.d. Patient Education Center. *Harvard Medical School*. Accessed June 15, 2021. <https://www.health.harvard.edu/topics/thyroid>
2. Hormonal Health Network. Hypothyroidism Fact Sheet. N.p.: Hormonal Health Network, n.d. Hormone. Endocrine Society. Updated November, 2019. Accessed June 15, 2021. <https://www.hormone.org/diseases-and-conditions/hypothyroidism>
3. American Association of Clinical Endocrinology. Hypothyroidism. Updated December, 2016. Accessed June 15, 2021. <https://www.thyroidawareness.com/hypothyroidism>
4. Mayo Clinic. Hypothyroidism (underactive thyroid). Accessed June 22, 2021. <https://www.mayoclinic.org/diseases-conditions/hypothyroidism/symptoms-causes/syc-20350284>
5. Szczepanek-Parulska E, Hernik A, Ruchala M. Anemia in thyroid diseases. *Pol Arch Intern Med*. 2017;127(5):352-360. doi:10.20452/pamw.3985
6. Baskin HJ, Cobin RH, Duick DS, et al. American Association of Clinical Endocrinologists medical guidelines for clinical practice for the evaluation and treatment of hyperthyroidism and hypothyroidism. *Endocr Pract*. 2002;8(6):458-467. <http://www.mythyroid.com/documents/AACE%20Thyroid%20Guidelines-%202002.pdf>
7. Vandepump MPJ. The epidemiology of thyroid disease. *Br Med Bull*. 2011;99:39-51. doi: 10.1093/bmb/ldr030
8. NP Thyroid®. Prescribing Information. Acella Pharmaceuticals, LLC; 2019.
9. Data on file. Acella Pharmaceuticals, LLC.
10. McAninch EA, Bianco AC. The swinging pendulum in treatment for hypothyroidism: from (and toward?) combination therapy. *Front Endocrinol (Lausanne)*. 2019;10:446. doi:10.3389/fendo.2019.00446

PRESCRIBING INFORMATION

NP Thyroid® (thyroid tablets, USP) for oral use is a natural preparation derived from porcine thyroid glands. They contain both tetraiodothyronine sodium (T₄,levothyroxine) and triiodothyronine sodium (T₃ liothyronine) providing 38 mcg levothyroxine (T₄) and 9 mcg liothyronine (T₃) per grain of thyroid. The inactive ingredients are calcium stearate, dextrose (agglomerated) and mineral oil. Contains no ingredient made from a gluten-containing grain (wheat, barley, rye).

CLINICAL PHARMACOLOGY: The steps in the synthesis of the thyroid hormones are controlled by thyrotropin (Thyroid Stimulating Hormone, TSH) secreted by the anterior pituitary. This hormone’s secretion is in turn controlled by a feedback mechanism effected by the thyroid hormones themselves and by thyrotropin releasing hormone (TRH), a tripeptide of hypothalamic origin. Endogenous thyroid hormone secretion is suppressed when exogenous thyroid hormones are administered to euthyroid individuals in excess of the normal gland’s secretion. The mechanisms by which thyroid hormones exert their physiologic action are not well understood. These hormones enhance oxygen consumption by most tissues of the body, increase the basal metabolic rate, and the metabolism of carbohydrates, lipids, and proteins. Thus, they exert a profound influence on every organ system in the body and are of particular importance in the development of the central nervous system. The normal thyroid gland contains approximately 200 mcg of levothyroxine (T₄) per gram of gland, and 15 mcg of liothyronine (T₃) per gram. The ratio of these two hormones in the circulation does not represent the ratio in the thyroid gland, since about 80 percent of peripheral triiodothyronine comes from monodeiodination of levothyroxine. Peripheral monodeiodination of levothyroxine at the 5 position (inner ring) also results in the formation of reverse triiodothyronine (T₃), which is calorigenically inactive. Triiodothyronine (T₃) levels are low in the fetus and newborn, in old age, in chronic caloric deprivation, hepatic cirrhosis, renal failure, surgical stress, and chronic illnesses representing what has been called the “T₃ thyronine syndrome.”

Pharmacokinetics – Animal studies have shown that T₄ is only partially absorbed from the gastrointestinal tract. The degree of absorption is dependent on the vehicle used for its administration and by the character of the intestinal contents, the intestinal flora, including plasma protein, and soluble dietary factors, all of which bind thyroid and thereby make it unavailable for diffusion. Only 41 percent is absorbed when given in a gelatin capsule as opposed to a 74 percent absorption when given with an albumin carrier. Depending on other factors, absorption has varied from 48 to 79 percent of the administered dose. Fasting increases absorption. Malabsorption syndromes, as well as dietary factors, (children’s soybean formula, concomitant use of anionic exchange resins such as cholestyramine) cause excessive fecal loss. T₃ is almost totally absorbed, 95 percent in 4 hours. The hormones contained in the natural preparations are absorbed in a manner similar to the synthetic hormones. More than 99 percent of circulating hormones are bound to serum proteins, including thyroid-binding globulin (TBg), thyroid-binding prealbumin (TBPA), and albumin (Tba), whose capacities and affinities vary for the hormones. The higher affinity of levothyroxine (T₄) for both TBg and TBPA as compared to triiodothyronine (T₃) partially explains the higher serum levels and longer half-life of the former hormone. Both protein-bound hormones exist in reverse equilibrium with minute amounts of free hormone, the latter accounting for the metabolic activity. Deiodination of levothyroxine (T₄) occurs at a number of sites, including liver, kidney, and other tissues. The conjugated hormone, in the form of glucuronide or sulfate, is found in the bile and gut where it may complete an enterohepatic circulation. Eighty-five percent of levothyroxine (T₄) metabolized daily is deiodinated.

INDICATIONS AND USAGE: NP Thyroid® tablets (thyroid tablets, USP) are indicated: 1. As replacement or supplemental therapy in patients with hypothyroidism of any etiology, except transient hypothyroidism during the recovery phase of subacute thyroiditis. This category includes cretinism, myxedema, and ordinary hypothyroidism in patients of any age (children, adults, the elderly), or state (including pregnancy); primary hypothyroidism resulting from functional deficiency, primary atrophy, partial or total absence of thyroid gland, or the effects of surgery, radiation, or drugs, with or without the presence of goiter; and secondary (pituitary), or tertiary (hypothalamic) hypothyroidism (See WARNINGS). 2. As pituitary TSH suppressants, in the treatment or prevention of various types of euthyroid goiters, including thyroid nodules, subacute or chronic lymphocytic thyroiditis (Hashimoto’s), multinodular goiter, and in the management of thyroid cancer.

CONTRAINDICATIONS: Thyroid hormone preparations are generally contraindicated in patients with diagnosed but as yet uncorrected adrenal cortical insufficiency, untreated thyrotoxicosis, and apparent hypersensitivity to any of their active or extraneous constituents. There is no well-documented evidence from the literature, however, of true allergic or idiosyncratic reactions to thyroid hormone.

WARNINGS

Drugs with thyroid hormone activity, alone or together with other therapeutic agents, have been used for the treatment of obesity. In euthyroid patients, doses within the range of daily hormonal requirements are ineffective for weight reduction. Larger doses may produce serious or even life-threatening manifestations of toxicity, particularly when given in association with sympathomimetic amines such as those used for their anorectic effects.
--

The use of thyroid hormones in the therapy of obesity, alone or combined with other drugs, is unjustified and has been shown to be ineffective. Neither is their use justified for the treatment of male or female infertility unless this condition is accompanied by hypothyroidism.

PRECAUTIONS: General—Thyroid hormones should be used with great caution in a number of circumstances where the integrity of the cardiovascular system, particularly the coronary arteries, is suspected. These include patients with angina pectoris or the elderly, in whom there is a greater likelihood of occult cardiac disease. In these patients therapy should be initiated with low doses, i.e., 15-30 mg NP Thyroid®. When, in such patients, a euthyroid state can only be reached at the expense of an aggravation of the cardiovascular disease, thyroid hormone dosage should be reduced. Thyroid hormone therapy in patients with concomitant diabetes mellitus or diabetes insipidus or adrenal cortical insufficiency aggravates the intensity of their symptoms. Appropriate adjustments of the various therapeutic measures directed at these concomitant endocrine diseases are required. The therapy of myxedema coma requires simultaneous administration of glucocorticoids (See DOSAGE AND ADMINISTRATION). Hypothyroidism decreases and hyperthyroidism increases the sensitivity to oral anticoagulants. Prothrombin time should be closely monitored in thyroid-treated patients on oral anticoagulants and dosage of the latter agents adjusted on the basis of frequent prothrombin time determinations. In infants, excessive doses of thyroid hormone preparations may produce craniostenosis.

Information for the Patient—Patients on thyroid hormone preparations and parents of children on thyroid therapy should be informed that: 1. Replacement therapy is to be taken essentially for life, with the exception of cases of transient hypothyroidism, usually associated with thyroiditis, and in those patients receiving a therapeutic trial of the drug. 2. They should immediately report during the course of therapy any signs or symptoms of thyroid hormone toxicity, e.g., chest pain, increased pulse rate, palpitations, excessive sweating, heat intolerance, nervousness, or any other unusual event. 3. In case of concomitant diabetes mellitus, the daily dosage of antidiabetic medication may need readjustment as thyroid hormone replacement is achieved. If thyroid medication is stopped, a downward readjustment of the dosage of insulin or oral hypoglycemic agent may be necessary to avoid hypoglycemia. At all times, close monitoring of urinary glucose levels is mandatory in such patients. 4. In case of concomitant oral anticoagulant therapy, the prothrombin time should be measured frequently to determine if the dosage of oral anticoagulants is to be readjusted. 5. Partial loss of hair may be experienced by children in the first few months of thyroid therapy, but this is usually a transient phenomenon and later recovery is usually the rule.

Laboratory Tests — Treatment of patients with thyroid hormones requires the periodic assessment of thyroid status by means of appropriate laboratory tests besides the full clinical evaluation. The TSH suppression test can be used to test the effectiveness of any thyroid preparation bearing in mind the relative insensitivity of the infant pituitary to the negative feedback effect of thyroid hormones. Serum T₄ levels can be used to test the effectiveness of all thyroid medications except T₃. When the total serum T₄ is low but TSH is normal, a test specific to assess unbound (free) T₄ levels is warranted. Specific measurements of T₄ and T₃ by competitive protein binding or radioimmunoassay are not influenced by blood levels of organic or inorganic iodine.

Drug Interactions — Oral Anticoagulants — Thyroid hormones appear to increase catabolism of vitamin K-dependent clotting factors. If oral anticoagulants are also being given, compensatory increases in clotting factor synthesis are impaired. Patients stabilized on oral anticoagulants who are found to require thyroid replacement therapy should be watched very closely when thyroid is started. If a patient is truly hypothyroid, it is likely that a reduction in anticoagulant dosage will be required. No special precautions appear to be necessary when oral anticoagulant therapy is begun in a patient already stabilized on maintenance thyroid replacement therapy.

Insulin or Oral Hypoglycemics — Initiating thyroid replacement therapy may cause increases in insulin or oral hypoglycemic requirements. The effects seen are poorly understood and depend upon a variety of factors such as dose and type of thyroid preparations and endocrine status of the patient. Patients receiving insulin or oral hypoglycemics should be closely watched during initiation of thyroid replacement therapy.

Cholestyramine — Cholestyramine binds both T₄ and T₃ in the intestine, thus impairing absorption of these thyroid hormones. In vitro studies indicate that the binding is not easily removed. Therefore four to five hours should elapse between administration of cholestyramine and thyroid hormones.

Estrogen, Oral Contraceptives — Estrogens tend to increase serum thyroxine-binding globulin (TBg). In a patient with a nonfunctioning thyroid gland who is receiving thyroid replacement therapy, free levothyroxine may be decreased when estrogens are started thus increasing thyroid requirements. However, if the patient’s thyroid gland has sufficient function, the decreased free levothyroxine will result in a compensatory increase in levothyroxine output by the thyroid. Therefore, patients without a functioning thyroid gland who are on thyroid replacement therapy may need to increase their thyroid dose if estrogens or estrogen-containing oral contraceptives are given.

Drug/Laboratory Test Interactions — The following drugs or moieties are known to interfere with laboratory tests performed in patients on thyroid hormone therapy: androgens, corticosteroids, estrogens, oral contraceptives containing estrogens, iodine-containing preparations, and the numerous preparations containing salicylates.

1. Changes in TBg concentration should be taken into consideration in the interpretation of T₄ and T₃ values. In such cases, the unbound (free) hormone should be measured. Pregnancy, estrogens, and estrogen-containing oral contraceptives increase TBg concentrations. TBg may also be increased during infectious hepatitis. Decreases in TBg concentrations are observed in nephrosis, acromegaly, and after androgen or corticosteroid therapy. Familial hyper- or hypothyroxine-binding-globulinemias have been described. The incidence of TBg deficiency approximates 1 in 9,000. The binding of levothyroxine by TBPA is inhibited by salicylates. 2. Medicinal or dietary iodine interferes with all in vivo tests of radio-iodine uptake, producing low uptakes which may not be relative of a true decrease in hormone synthesis. 3. The persistence of clinical and laboratory evidence of hypothyroidism in spite of adequate dosage replacement indicates either poor patient compliance, poor absorption, excessive fecal loss, or inactivity of the preparation. Intracellular resistance to thyroid hormone is quite rare.

Carcinogenesis, Mutagenesis, and Impairment of Fertility — A reportedly apparent association between prolonged thyroid therapy and breast cancer has not been confirmed and patients on thyroid for established indications should not discontinue therapy. No confirmatory long-term studies in animals have been performed to evaluate carcinogenic potential, mutagenicity, or impairment of fertility in either males or females.

NP Thyroid® (THYROID TABLETS, USP)

RX ONLY

Pregnancy – Category A — Thyroid hormones do not readily cross the placental barrier. The clinical experience to date does not indicate any adverse effect on fetuses when thyroid hormones are administered to pregnant women. On the basis of current knowledge, thyroid replacement therapy to hypothyroid women should not be discontinued during pregnancy.

Nursing Mothers — Minimal amounts of thyroid hormones are excreted in human milk. Thyroid is not associated with serious adverse reactions and does not have a known tumorigenic potential. However, caution should be exercised when thyroid is administered to a nursing woman.

Pediatric Use — Pregnant mothers provide little or no thyroid hormone to the fetus. The incidence of congenital hypothyroidism is relatively high (1:4,000) and the hypothyroid fetus would not derive any benefit from the small amounts of hormone crossing the placental barrier. Routine determinations of serum T₄ and/or TSH is strongly advised in neonates in view of the deleterious effects of thyroid deficiency on growth and development. Treatment should be initiated immediately upon diagnosis, and maintained for life, unless transient hypothyroidism is suspected; in which case, therapy may be interrupted for 2 to 8 weeks after the age of 3 years to reassess the condition. Cessation of therapy is justified in patients who have maintained a normal TSH during those 2 to 8 weeks.

ADVERSE REACTIONS: Adverse reactions other than those indicative of hyperthyroidism because of therapeutic overdose, either initially or during the maintenance period, are rare (See OVERDOSAGE).

OVERDOSAGE: Signs and Symptoms — Excessive doses of thyroid result in a hypermetabolic state resembling in every respect the condition of endogenous origin. The condition may be self-induced.

Treatment of Overdosage — Dosage should be reduced or therapy temporarily discontinued if signs and symptoms of overdose appear. Treatment may be reinstated at a lower dosage. In normal individuals, normal hypothalamic-pituitary-thyroid axis function is restored in 6 to 8 weeks after thyroid suppression. Treatment of acute massive thyroid hormone overdose is aimed at reducing gastrointestinal absorption of the drugs and counteracting central and peripheral effects, mainly those of increased sympathetic activity. Vomiting may be induced initially if further gastrointestinal absorption can reasonably be prevented and barring contraindications such as coma, convulsions, or loss of the gagging reflex. Treatment is symptomatic and supportive. Oxygen may be administered and ventilation maintained. Cardiac glycosides may be indicated if congestive heart failure develops. Measures to control fever, hypoglycemia, or fluid loss should be instituted if needed. Antiadrenergic agents, particularly propranolol, have been used advantageously in the treatment of increased sympathetic activity. Propranolol may be administered intravenously at a dosage of 1 to 3 mg, over a 10-minute period or orally, 80 to 160 mg/day, initially, especially when no contraindications exist for its use. Other adjunctive measures may include administration of cholestyramine to interfere with thyroxine absorption, and glucocorticoids to inhibit conversions of T₄ to T₃.

DOSAGE AND ADMINISTRATION: The dosage of thyroid hormones is determined by the indication and must in every case be individualized according to patient response and laboratory findings. Thyroid hormones are given orally. In acute, emergency conditions, injectable levothyroxine sodium may be given intravenously when oral administration is not feasible or desirable, as in the treatment of myxedema coma, or during total parenteral nutrition. Intramuscular administration is not advisable because of reported poor absorption.

Hypothyroidism — Therapy is usually instituted using low doses, with increments which depend on the cardiovascular status of the patient. The usual starting dose is 30 mg NP Thyroid®, with increments of 15 mg every 2 to 3 weeks. A lower starting dosage, 15 mg/day, is recommended in patients with long standing myxedema, particularly if cardiovascular impairment is suspected, in which case extreme caution is recommended. The appearance of angina is an indication for a reduction in dosage. Most patients require 60 to 120 mg/day. Failure to respond to doses of 180 mg suggests lack of compliance or malabsorption. Maintenance dosages 60 to 120 mg/day usually result in normal serum levothyroxine (T₄) and triiodothyronine (T₃) levels. Adequate therapy usually results in normal TSH and T₄ levels after 2 to 3 weeks of therapy. Readjustment of thyroid hormone dosage should be made within the first four weeks of therapy, after proper clinical and laboratory evaluations, including serum levels of T₄, bound and free, and TSH. T₃ may be used in preference to levothyroxine (T₄) during radio-isotope scanning procedures, since induction of hypothyroidism in those cases is more abrupt and can be of shorter duration. It may also be preferred when impairment of peripheral conversion of T₄ and T₃ is suspected.

Myxedema Coma — Myxedema coma is usually precipitated in the hypothyroid patient of long-standing by intercurrent illness or drugs such as sedatives and anesthetics and should be considered a medical emergency. Therapy should be directed at the correction of electrolyte disturbances and possible infection besides the administration of thyroid hormones. Corticosteroids should be administered routinely. T₄ and T₃ may be administered via a nasogastric tube but the preferred route of administration of both hormones is intravenous. Levothyroxine sodium (T₄) is given at starting dose of 400 mcg (100 mcg/mL) given rapidly, and is usually well tolerated, even in the elderly. This initial dose is followed by daily supplements of 100 to 200 mcg given intravenously. Normal T₄ levels are achieved in 24 hours followed in 3 days by threefold elevation of T₃. Oral therapy with thyroid hormone would be resumed as soon as the clinical situation has been stabilized and the patient is able to take oral medication.

Thyroid Cancer — Exogenous thyroid hormone may produce regression of metastases from follicular and papillary carcinoma of the thyroid and is used as ancillary therapy of these conditions with radioactive iodine. TSH should be suppressed to low or undetectable levels. Therefore, larger amounts of thyroid hormone than those used for replacement therapy are required. Medullary carcinoma of the thyroid is usually unresponsive to this therapy.

Thyroid Suppression Therapy — Administration of thyroid hormone in doses higher than those produced physiologically by the gland results in suppression of the production of endogenous hormone. This is the basis for the thyroid suppression test and is used as an aid in the diagnosis of patients with signs of mild hyperthyroidism in whom base line laboratory tests appear normal, or to demonstrate thyroid gland autonomy in patients with Grave’s ophthalmopathy. 131I uptake is determined before and after the administration of the exogenous hormone. A 50 percent or greater suppression of uptake indicates a normal thyroid-pituitary axis and thus rules out thyroid gland autonomy. For adults, the usual suppressive dose of levothyroxine (T₄) is 1.56 mcg/kg of body weight per day given for 7 to 10 days. These doses usually yield normal serum T₄ and T₃ levels and lack of response to TSH. Thyroid hormones should be administered cautiously to patients in whom there is strong suspicion of thyroid gland autonomy, in view of the fact that the exogenous hormone effects will be additive to the endogenous source.

Pediatric Dosage — Pediatric dosage should follow the recommendations summarized in Table 1. In infants with congenital hypothyroidism, therapy with full doses should be instituted as soon as the diagnosis has been made.

Recommended Pediatric Dosage for Congenital Hypothyroidism

NP Thyroid® Tablets		
Age	Dose per day	Daily dose per kg of body weight
0 – 6 mos.	15 – 30 mg	4.8 – 6 mg
6 – 12 mos.	30 – 45 mg	3.6 – 4.8 mg
1 – 5 yrs.	45 – 60 mg	3 – 3.6 mg
6 – 12 yrs.	60 – 90 mg	2.4 – 3 mg
Over 12 yrs.	Over 90 mg	1.2 – 1.8 mg

HOW SUPPLIED: NP Thyroid® tablets (thyroid tablets, USP) are supplied in bottles of 100 as follows: 15 mg (1/4 gr) NDC 42192-327-01, 30 mg (1/2 gr) NDC 42192-329-01, 60 mg (1 gr) NDC 42192-330-01, 90 mg (1 1/2 gr) NDC 42192-331-01 and 120 mg (2 gr) NDC 42192-328-01.

NP Thyroid® tablets are tan, round tablets, debossed on one side with “AP” and a 3-digit code on the other side as follows:

30 mg (1/2 grain) – “329” 60 mg (1 grain) – “330”

90 mg (1 1/2 grain) – “331” 120 mg (2 grain) – “328”

NP Thyroid® 15 mg tablets (1/4 gr) are tan, oval-shaped tablets, debossed on one side with “AP” and this 3-digit code on the other side: “327”.

Store in a tight container protected from light and moisture. Store between 15°-30°C (59°-86°F).

All prescription substitutions and/or recommendations using this product shall be made subject to state and federal statutes as applicable.

Please note: This is not an Orange Book product and has not been subjected to FDA therapeutic equivalency or other equivalency testing. No representation is made as to generic status or bioequivalency. Each person recommending a prescription substitution using this product shall make such recommendations based on each such person’s professional opinion and knowledge, upon evaluating the active ingredients, excipients, inactive ingredients and chemical information provided herein.

MANUFACTURED FOR:

Acella Pharmaceuticals, LLC
Alpharetta, GA 30005
1-800-541-4802
L-0137 Rev 1019-01